
Notifications via e-mail or SMS

Real-time notifications of alterations in the gas supply.

info@mirugas.com


Help with installation maintenance

Real-time knowledge of the status of critical elements for the correct operation of the installation: filters, etc.





info@nippongases.com



nippongases.com





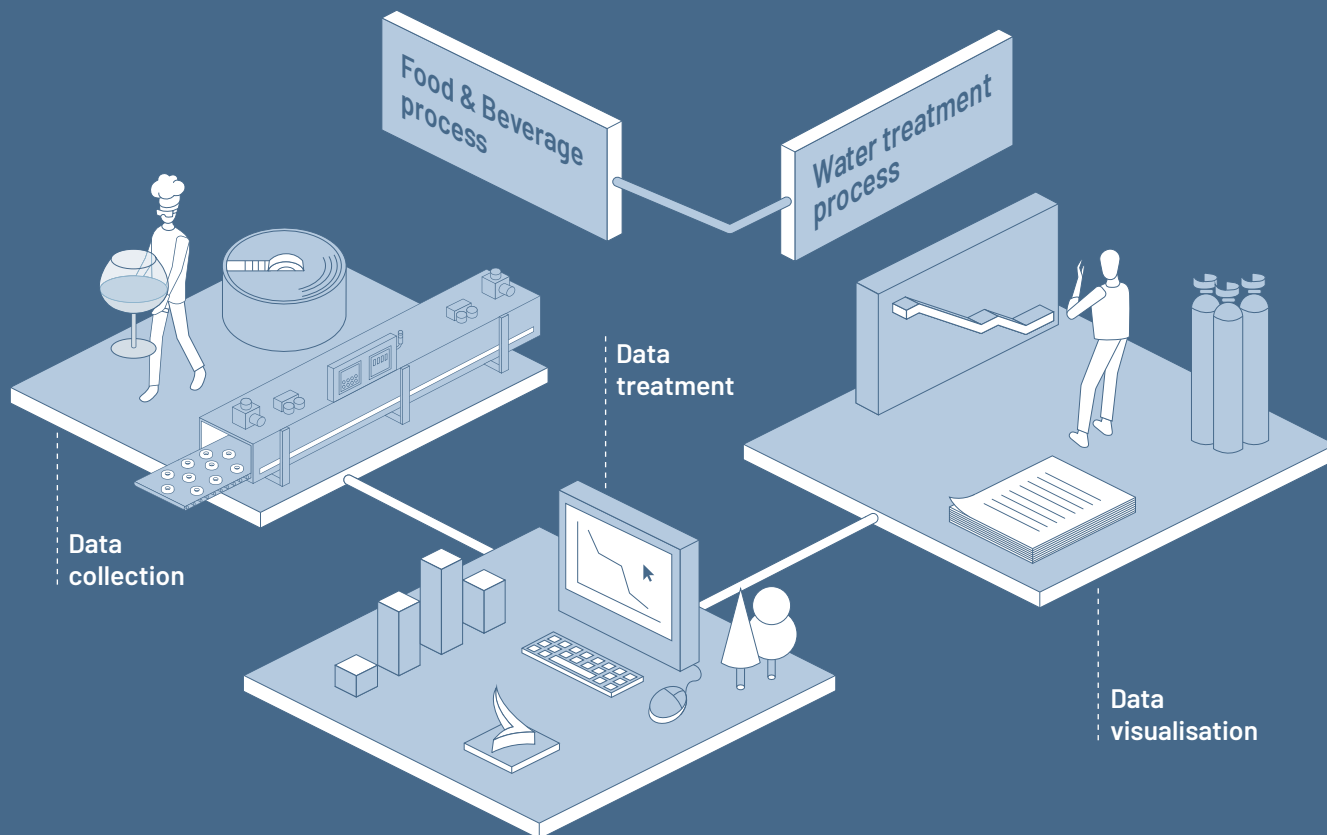
MiruGas®

Process monitoring
and analysis service



Optimise the productivity of your processes supplied by both compressed gas and liquid.

- 1 **Data collection** through specific sensors for each manufacturing process.
- 2 **Data processing** to adapt them to each process or factory.
- 3 **Visualisation** of information in the environment developed by Nippon Gases.



Control of process parameters

MiruGas® allows Nippon Gases specialists to advise you to improve and better understand the food and beverage industry.

Real-time display and access to history of all monitored data.

- Flow rates and working pressures.
- Quality of the gas consumed.
- Room temperature and humidity.

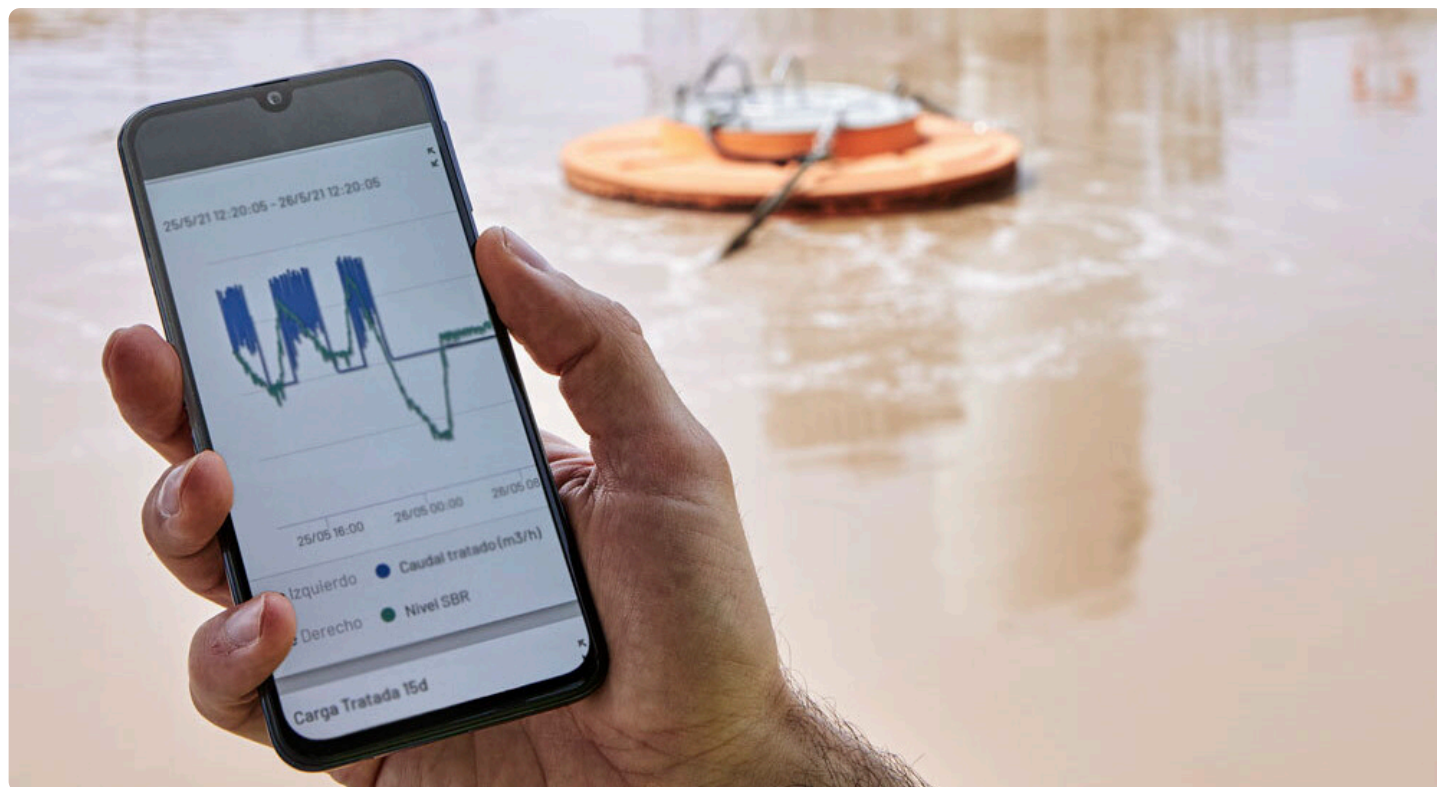


Monitoring service and
process analysis

User

Password

Log in



Activity reports



MONITORING SERVICE AND PROCESS ANALYSIS

Product: Nitrogen Q1

Consumption period: 01/05/2021 – 31/05/2021

Month total consumption (m3): 529

Maximum flow rate (m3/h): 25.6 31/05

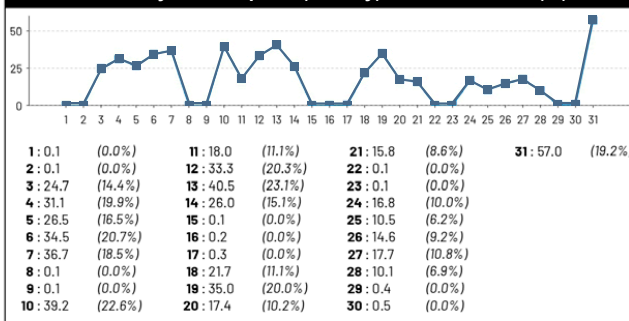
Date of highest consumption: 31/05

Average daily consumption: 26.4 per worked days (20)

Maximum flow rate (m3/h): 17.1 per calendar days (20)

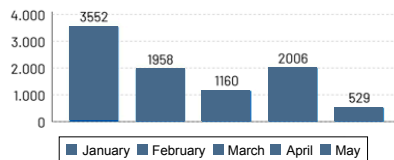
Consumption compared to previous month: -1477 %: 26.4

Ratio daily consumption (m3/day) and work factor (%)



Monthly consumption (m3/month)

January	3,552
February	1,958
March	1,160
April	2,006
May	529



Sending monthly and daily reports summarising the activity of the plant.

- Gas consumption.
- Machine work factors.
- Average and maximum working flows.